


REVEAL CARD INSTRUCTIONS


BY KATH WESTWOOD




1. Cut out all template pieces and score and fold on the lines where instructed. Fold the Card Base to create a gatefold card.




2. Open up the card base. Attach one of the Sliding Panels to the left panel of the card so the tab lines up with the fold line and it is placed 1.5cm down from the top edge.



3. Repeat with the other Sliding Panel on the other side of the card.



4. Attach the Aperture piece to the middle panel of the card base so the top tab sits along the top edge.



5. Fold the Sliding Panels into the middle of the card. Fold the Aperture Panel down and attach the bottom tab so it sits along the bottom edge of the card.