



DOUBLE DISPLAY CARD INSTRUCTIONS


BY LOU PATTEN



1. Cut out the Card Base template piece and score & fold on the score lines where instructed to.



2. Cut out two Card Side template pieces and stick one to the left panel of the card base, lining the edge up with the mountain fold in the centre of the card.



3. Repeat with the other Card Side piece on the other side of the Card Base.