



STEP CARD INSTRUCTIONS


BY LOU PATTEN




1. Cut out the Step Card template piece and score and fold on the score lines where instructed. If you are using SVG files these will be done for you.




2. If desired, cut out the Pop Up Panels and score and fold where instructed. If you are using SVG files these will be done for you.



3. Attach the Left Pop Up Panel to left hand side of the card.



4. Attach the Right Hand Pop Up Panel to the right hand side of the card. Tuck the tabs into the steps to complete the structure. You can stick the tabs if you wish or leave unstuck so you can fold the card flat.



5. Choose to leave the Step Card as it is, use the Left or Right Pop Up Panels on their own or both together to create a range of card shapes.